



KEY CONCEPT OVERVIEW

During the next week, our math class will learn about numbers to 5 as students count objects arranged in different **counting configurations** and answer the question, “How many?” Students will break apart the numbers 3, 4, and 5 and find their **hidden partners**. For example, “I see 4 cubes and 1 cube hiding inside the 5-cube stick.” (See image.) Students will listen to simple number stories. (“There are 3 flowers. Two flowers are red, and 1 flower is yellow.”) Then students will determine a matching expression: $2 + 1$ or $1 + 2$.



You can expect to see homework that asks your child to do the following:

- Count objects up to 5 in linear configurations (**5-group**) and determine the total.
- Color objects to find hidden partners inside groupings of 3, 4, and 5. For example, “There are 3 circles. I see 2 shaded circles and 1 unshaded circle hiding inside 3.”



- Color shapes or draw lines to show an expression (e.g., $4 + 1$).

SAMPLE PROBLEM (From Lesson 10)

Color 2 stars to see the hidden partners.

Count the objects. Circle the total number.



Additional sample problems with detailed answer steps are found in the *Eureka Math Homework Helpers* books. Learn more at GreatMinds.org.

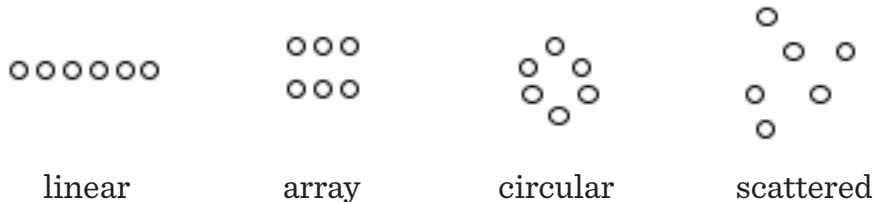
HOW YOU CAN HELP AT HOME

- During snack time, invite your child to arrange and count up to five goldfish crackers (or other small snack foods) in a line, a circle, and a scattered configuration. Encourage your child to show his counting path with a finger. For an added challenge, gradually increase the total number of items to 10.
- Hidden Partners with Dice: Roll a die and call out the number (e.g., “4”). Invite your child to find the hidden partners (e.g., “I see 1 and 3 hiding inside 4”). Note: If you roll a one, roll again until you get a higher number so your child can practice finding hidden partners.
- Invite your child to show the numbers 3, 4, and 5 on her fingers, using various combinations of fingers. Point out the hidden partners by saying, for example, “You found 2 and 2 hiding inside 4.”



TERMS

Counting configurations: Various arrangements of objects for counting.



Hidden partners: Two smaller numbers that add up to the total. For example, “2 and 3 are hiding inside 5.”

5-group: A math drawing with up to two rows of 5 dots per row, used to draw special attention to the 5 in numbers 6-10.

